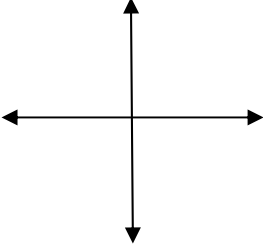
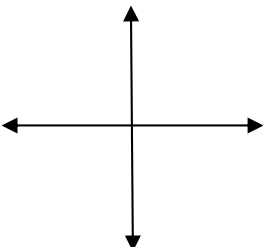
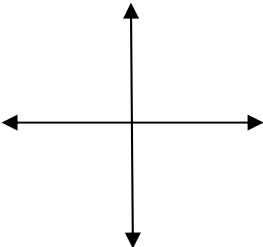
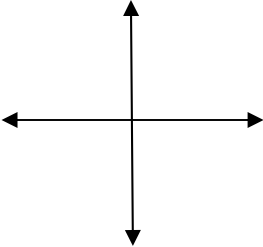
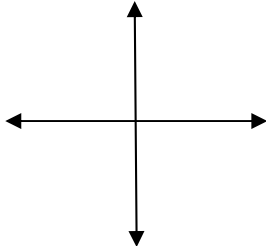
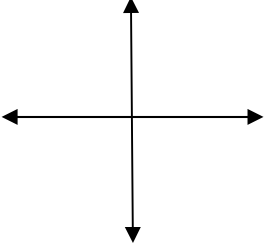
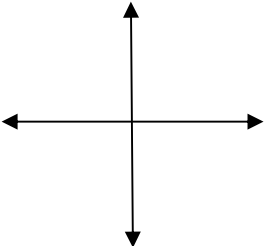


Chart of Parent Functions with their Graphs, Tables, and Equations

Name of Parent Function	Graph of Function	Table of Values	Equation of Parent Function	Special Features or Characteristics														
Linear Function		<table border="1"> <thead> <tr> <th>x</th> <th>y</th> </tr> </thead> <tbody> <tr><td>-2</td><td></td></tr> <tr><td>-1</td><td></td></tr> <tr><td>0</td><td></td></tr> <tr><td>1</td><td></td></tr> <tr><td>2</td><td></td></tr> <tr><td>3</td><td></td></tr> </tbody> </table>	x	y	-2		-1		0		1		2		3			
x	y																	
-2																		
-1																		
0																		
1																		
2																		
3																		
Quadratic Function		<table border="1"> <thead> <tr> <th>x</th> <th>y</th> </tr> </thead> <tbody> <tr><td>-2</td><td></td></tr> <tr><td>-1</td><td></td></tr> <tr><td>0</td><td></td></tr> <tr><td>1</td><td></td></tr> <tr><td>2</td><td></td></tr> <tr><td>3</td><td></td></tr> </tbody> </table>	x	y	-2		-1		0		1		2		3			
x	y																	
-2																		
-1																		
0																		
1																		
2																		
3																		
Square Root Function		<table border="1"> <thead> <tr> <th>x</th> <th>y</th> </tr> </thead> <tbody> <tr><td>-2</td><td></td></tr> <tr><td>-1</td><td></td></tr> <tr><td>0</td><td></td></tr> <tr><td>1</td><td></td></tr> <tr><td>2</td><td></td></tr> <tr><td>3</td><td></td></tr> </tbody> </table>	x	y	-2		-1		0		1		2		3			
x	y																	
-2																		
-1																		
0																		
1																		
2																		
3																		
Reciprocal Function		<table border="1"> <thead> <tr> <th>x</th> <th>y</th> </tr> </thead> <tbody> <tr><td>-2</td><td></td></tr> <tr><td>-1</td><td></td></tr> <tr><td>0</td><td></td></tr> <tr><td>1</td><td></td></tr> <tr><td>2</td><td></td></tr> <tr><td>3</td><td></td></tr> </tbody> </table>	x	y	-2		-1		0		1		2		3			
x	y																	
-2																		
-1																		
0																		
1																		
2																		
3																		

Name of Parent Function	Graph of Function	Table of Values	Equation of Parent Function	Special Features or Characteristics														
Exponential Function		<table border="1"> <thead> <tr> <th>x</th> <th>y</th> </tr> </thead> <tbody> <tr><td>-2</td><td></td></tr> <tr><td>-1</td><td></td></tr> <tr><td>0</td><td></td></tr> <tr><td>1</td><td></td></tr> <tr><td>2</td><td></td></tr> <tr><td>3</td><td></td></tr> </tbody> </table>	x	y	-2		-1		0		1		2		3			
x	y																	
-2																		
-1																		
0																		
1																		
2																		
3																		
Logarithmic Function		<table border="1"> <thead> <tr> <th>x</th> <th>y</th> </tr> </thead> <tbody> <tr><td>-2</td><td></td></tr> <tr><td>-1</td><td></td></tr> <tr><td>0</td><td></td></tr> <tr><td>1</td><td></td></tr> <tr><td>2</td><td></td></tr> <tr><td>3</td><td></td></tr> </tbody> </table>	x	y	-2		-1		0		1		2		3			
x	y																	
-2																		
-1																		
0																		
1																		
2																		
3																		
Absolute Value Function		<table border="1"> <thead> <tr> <th>x</th> <th>y</th> </tr> </thead> <tbody> <tr><td>-2</td><td></td></tr> <tr><td>-1</td><td></td></tr> <tr><td>0</td><td></td></tr> <tr><td>1</td><td></td></tr> <tr><td>2</td><td></td></tr> <tr><td>3</td><td></td></tr> </tbody> </table>	x	y	-2		-1		0		1		2		3			
x	y																	
-2																		
-1																		
0																		
1																		
2																		
3																		